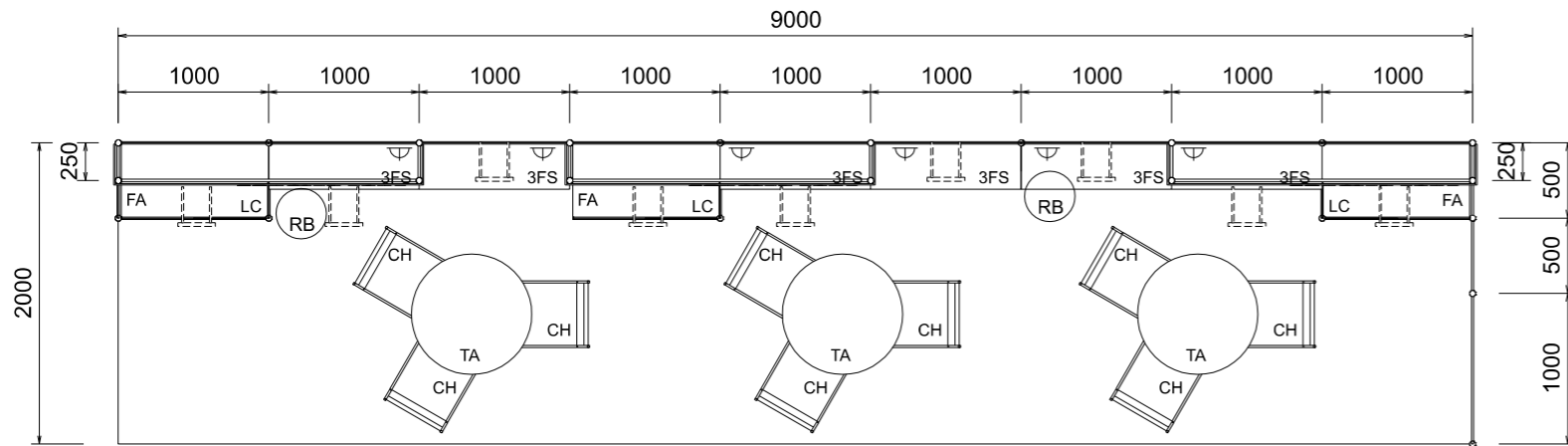
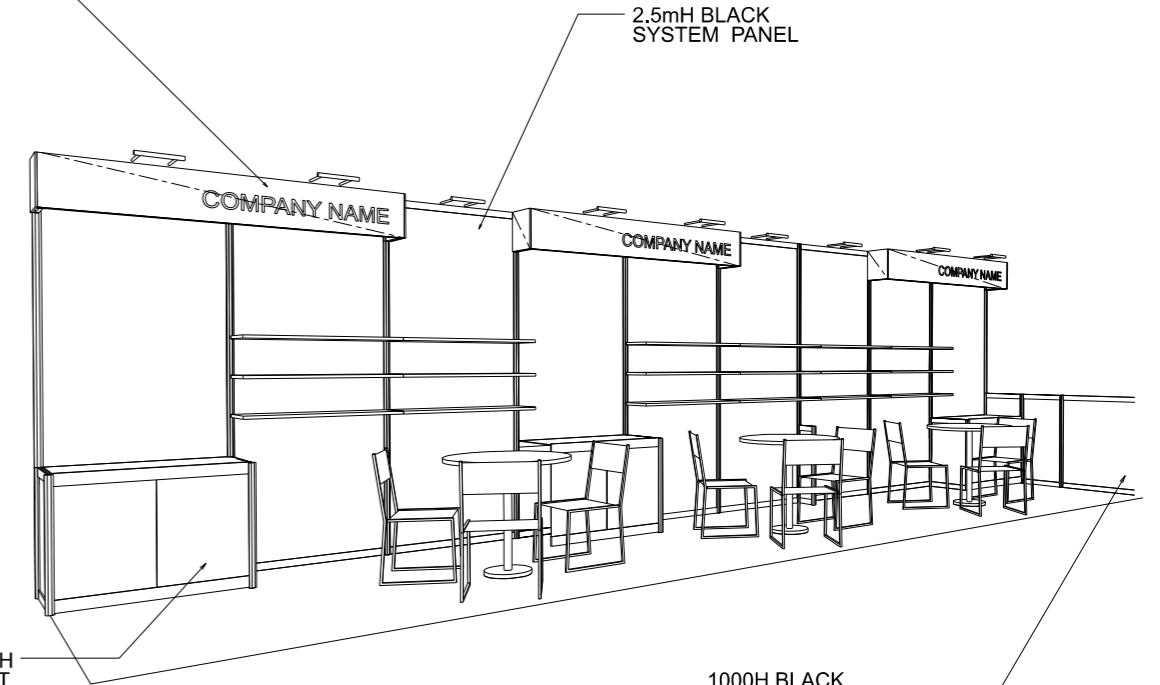


9M X 2M LEFT CORNER BOOTH - (SHELF)



TOP VIEW


2000W x 250D x 300H
SYSTEM CANLOPY w/
FOAMBOARD COVERING
at 3 - SIDES



1000W x 500D x 750H
LOCKABLE CABINET

1000H BLACK
SYSTEM PANEL w/
D. PRINT STICKER FIN.

PERSPECTIVE
(FOR REFERENCE ONLY
STRUCTURE REFER TO DETAIL DWG)



ELEVATION - A

2.5mH BLACK
SYSTEM PANEL

2000W x 250D x 300H
SYSTEM CANLOPY w/
D.PRINT FOAMBOARD
COVERING
at 3 - SIDES

1000W x 300D
WOODEN FLAT SHELF

1000W x 500D x 750H
LOCKABLE CABINET

210mmW x 750mmH
SYSTEM SUPPORT

GILBERT LAMP

1mH BLACK
SYSTEM PANEL w/
D. PRINT STICKER FIN.

SIDE ELEVATION

BOOTH FACILITIES

BOOTH SPECIFICATIONS		QTY.
FA	COMPANY FASCIA	3
FS	1000W x 300D WOODEN FLAT SHELF	18
LC	1000W x 500D x 750H LOCKABLE CABINET	3
GILBERT LAMP	GILBERT LAMP	9
500W SQUARE PIN SOCKET	500W SQUARE PIN SOCKET	6
TA	800W x 750H MEETING TABLE	3
BLACK LEATHER CHAIR	BLACK LEATHER CHAIR	9
RB	RUBBISH BIN & CARPET (18sqm.)	

FILE PATH - I:\2017p\0519_Entrepreneur Day\17\dgn\booth.dgn\booth_9x2_standard_booth_L-corner_sheif.dgn



NOTES UNLESS OTHERWISE SPECIFIED ALL DIMENSIONS ARE IN MM.

.....
.....
.....

REVISION
03/03/17
10/04/17

DATE: 08/12/16
SCALE: 1 : 40 (A3)
DRAWN BY: Wayne
CHECKED BY:

TITLE
9M X 2M
L-CORNER BOOTH
(SHELF)

PROJECT
ENTREPRENEUR DAY 2017
DATE: 19-20 MAY 2017

SHEET
B05a